



Wastewater

LOWARA SOLUTIONS FOR BUILDING SERVICES

 **LOWARA**
a xylem brand

We take pride in keeping your operations moving every minute of every day

Wastewater transport is a demanding process, requiring continuous performance - day in, day out.

Lowara solutions meet these challenges, providing trusted service in tough conditions. We have a long tradition of innovation in pumping technology.

And it's a tradition we're committed to continuing.

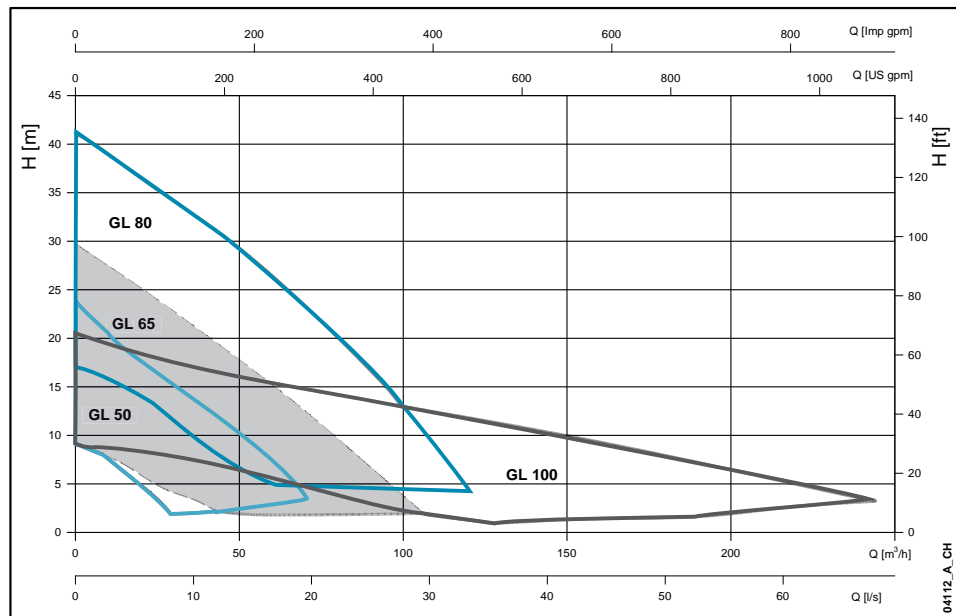
So we innovate, and we refine.

As a result of this approach, we've been able to create optimized solutions for building services wastewater handling, whether it's commercial buildings, hospitals, hotels, industrial estates or airports.

Lowara wastewater solutions under ground ensure business as usual above ground.



GL Series: capacity up to 244 m³/h



Product quality means attention to details.

To make your life easy, we focus on reliability (non clogging, long life time, little down time) and with all necessary features incorporated and few options the selection process is easy too.

Long life time

Class H motor with integrated thermal protection

Explosion proof versions available

Spin-out™ is a patented design that protects the outer seal by expelling abrasive particles

Leakage free


Cable entry designed to incorporate both a seal system and a strain relief function

Two independently working mechanical seals: designed, patented, and manufactured by Xylem

Non clogging


GLS - Self cleaning hydraulics

The Self-cleaning hydraulic (GLS) maintains a high level of pumping efficiency, even in fluids with a high solids and fibrous content.



GLV - Vortex hydraulics

In case of limited flow, a vortex impeller is the best choice. A vortex impeller is also suitable in media containing sand and other abrasive solids.



You will have a better working environment

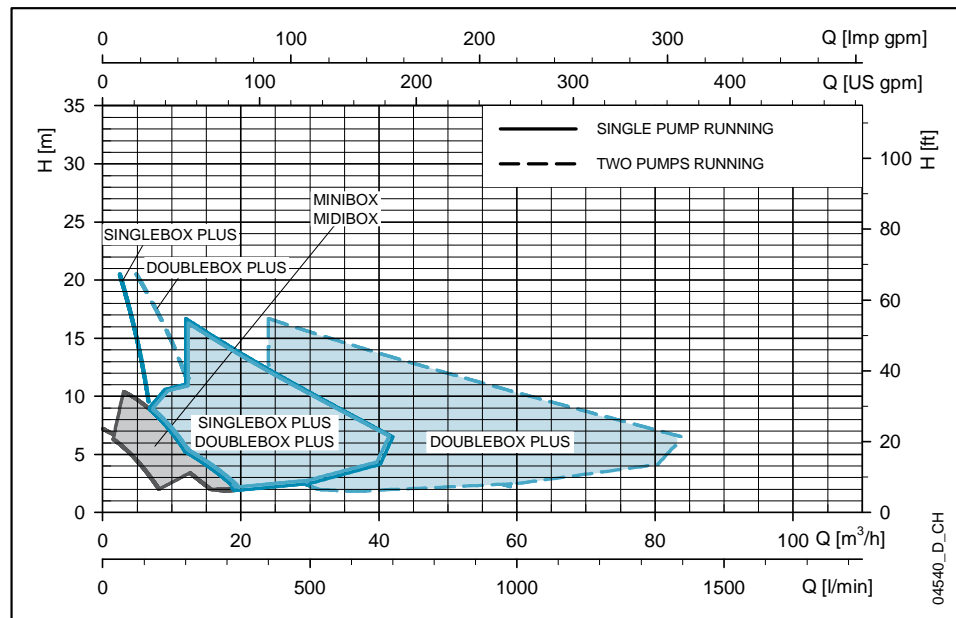
Servicing residential pump stations can be a rather unpleasant experience. That's why we don't want you to put your hands in our tanks.

As a result of our long experience in wastewater handling, we focus on the reliability of our pumps and the easy maintenance and service of our pump stations.

Of course we packaged it into our new pump station range.



Midibox - Singlebox Plus - Doublebox Plus: Performance range.




Technical data.

	Midibox	Singlebox Plus	Doublebox Plus
Effluent	●	●	●
Sewage		●	●
Tank volume	110 l	270 l	550 l
Number of pumps	1	1	2

Pumps range.

	Midibox	Singlebox Plus	Doublebox Plus
DOC	●		
DOMO	●	●	●
DOMO GRI		●	●
DL		●	●
GLS DN 50		●	●
GLV DN 50		●	●



Simple and easy solutions that always work.

Robust, odour-free design according to EN 12050

For indoor and outdoor installations

Equipped with high performance wastewater pumps, handling solids and fibers

Complete, easy to install "plug and pump" solution

Easy maintenance

Lowering device or fixed piping installation

Wide range to meet all needs

Cut maintenance costs, boost reliability

Some pump stations can be a major headache with large, flat sump floors that encourage sediment build-up in the corners. They need routine cleaning and they are a safety hazard for personnel.

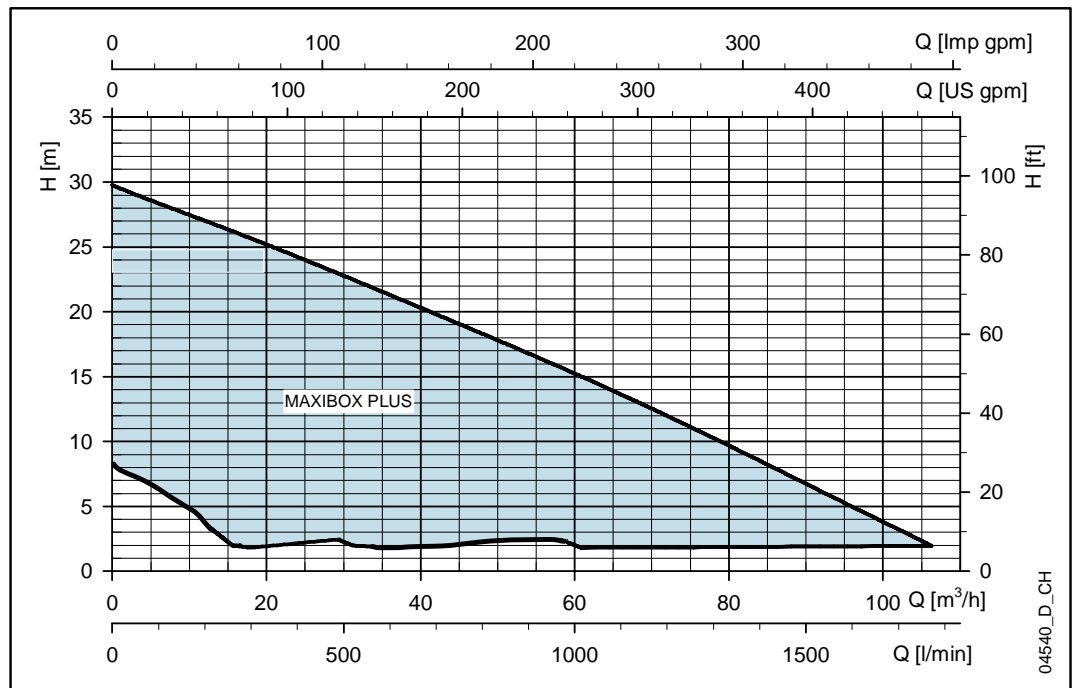
Our innovative, self-cleaning bottom design keeps solids in suspension, preventing the build-up of sediment collects. The floor area is much smaller than in standard sumps. This means that all sediment

collects directly beneath the pump, where the suction is stronger. So it will reduce your maintenance costs and boost the reliability of the pump station.

A simple idea that really works.



Maxibox Plus: Performance range.



Technicalities that matter.

Flexibility

Can be equipped with a wide range of pumps

Flexible inlet position: to be drilled on site

Easy installation

Maxibox Plus is equipped with 2 lowering devices, complete of check valves and gate valves

Extension available to protect the station against frost

Safe and easy operation

Robust tank, made of polyethylene, resistant to ground pressure, water table, pressure and chemicals

According to EN12050-1

Self-cleaning tank bottom that ensures minimal sedimentation

Easy maintenance and service

Screwed cover, lockable

Easy pump maintenance thanks to the lowering devices

Pumps range.

	Maxibox Plus 13-50	Maxibox Plus 20-50	Maxibox Plus 20-65
DOMO	●	●	
DOMO GRI	●	●	
DL	●	●	
GLS DN 50	●	●	
GLS DN 65			●
GLV DN 50	●	●	
GLV DN 65			●

What can Xylem do for you?

Xylem ['zɪləm]

- 1) The tissue in plants that brings water upward from the roots;
- 2) a leading global water technology company.

We're 12,000 people unified in a common purpose: creating innovative solutions to meet our world's water needs. Developing new technologies that will improve the way water is used, conserved, and re-used in the future is central to our work. We move, treat, analyze, and return water to the environment, and we help people use water efficiently, in their homes, buildings, factories and farms. In more than 150 countries, we have strong, long-standing relationships with customers who know us for our powerful combination of leading product brands and applications expertise, backed by a legacy of innovation.

For more information on how Xylem can help you, go to xylem.com.



LOWARA S.r.l. Unipersonale
Via Vittorio Lombardi, 14
36075 Montecchio Maggiore
Vicenza - Italy
Tel. (+39) 0444 707111
Fax (+39) 0444 492166
e-mail: lowara.mkt@xylem.com
www.lowara.com
www.completewatersystems.com

Lowara is a trademark of Xylem Inc. or one of its subsidiaries.